

Stable Cottage, 6a High Street, Blakeney, NR25 7AL

Phone 01263 740180 (with answerphone)

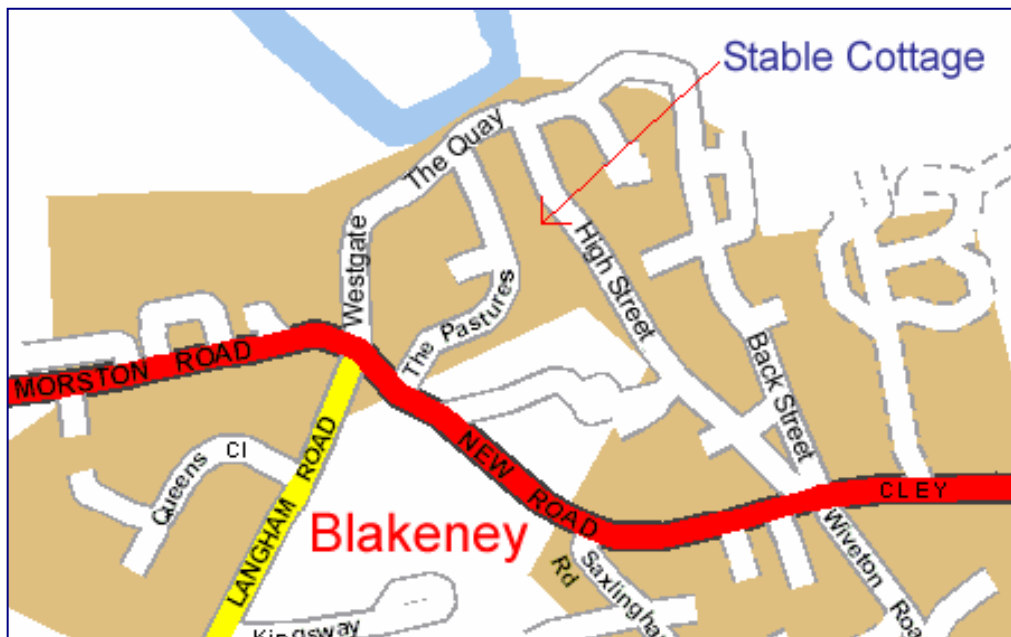
On Arrival

- ✓ There is a parking place which is on the left when you enter the yard, in front of our front door. See picture.
- ✓ Turn on mains water (cockstop under sink).
- ✓ Turn on hot water/heating in boiler controls. See separate note on heating/hot water.
- ✓ Turn on cooker at cooker point.
- ✓ Empty water filter and refill with fresh water.
- ✓ If weather is cold you might wish to close the air vents. There is one in each downstairs room and two in the Living room.
- ✓ In winter turn on under-floor heating if desired¹.

On Leaving

- ✓ Top up water filter (so that the carbon filter doesn't dry out).
- ✓ Turn off mains water.
- ✓ Empty dishwasher and leave dishwasher door slightly open so it can breathe.
- ✓ Remove perishables from fridge, bread, potatoes etc.
- ✓ Empty bin. Please bag-up rubbish for the black bin and place all recyclables in the green bin (bins are at side of cottage). See pinboard for information about what may be recycled
- ✓ Ensure air vents are open.
- ✓ Turn off cooker at cooker point.
- ✓ Make sure that the bathroom radiator heater is off (switch at top of stairs by bathroom).
- ✓ Turn off anything else that has been left on (e.g. outside light) and unplug TV. Leave hi-fi on as we use that to tell us if a power-cut occurred whilst away (the time will flash after a power-cut).
- ✓ Turn off or down the hot water/ heating. See separate note on heating/hot water.
- ✓ Turn off under-floor heating using mode button.

Note: We leave the mains electricity supply on at all times for freezer, heating control etc.



Our cottage is next to the White Horse Hotel in the High Street.

¹ Lift flap on the heating control and use the mode button and press until auto is selected. The floor heating control is underneath the heating thermostat. They may be found on the wall above the washing machine.

Stable Cottage, 6a High Street, Blakeney, NR25 7AL

General

- Please don't smoke inside the house.
- The water is drinkable from all taps.
- To unlock or lock the front door requires the handle to be pulled upwards before you can turn the key.
- In the cupboard drawer in the Living Room there are two folders. One contains information about local attractions, etc., whilst the other has information about kitchen appliances, log fire, under-blanket heaters etc.
- Please feel free to use anything in the Cottage (including bikes, if there), but please replace anything used.
- A wall switch (with red light), to the left of the kitchen sink, turns on the outside light. The other switch turns on/off the boiler and should be left on.
- The washing machine is a washer/dryer. If you do wash something at the cottage please make sure you leave it dry. The house sometimes has a slightly damp feeling and we don't want to make it worse. There is a separate note about using it, normally sitting on top of the washing machine.
- Instructions on using the dish washer are provided – see separate note. Normally on top of the washing machine.
- If you use the bikes please use the locks. The locks are fitted to the side of each bike and the keys are in the key cupboard by the front door.
- The bikes may be left outside, but please lock them using the red fixing by the front door. Then use the other lock to fix the second bike to the first. The locks should always go through a wheel and part of the frame.
- Aida Dixon occupies Benbow Cottage (6b) all year round and, at present, has a spare key. The phone number is 01263 741209.
- If you have any questions then you can try and get us on 01279 507897 or 07808 742323.

Bedding

- Preferably please use your own bed linen. If you use our bed linen can you please take it home with you and return it to us asap when clean.
- The Bedding is either in the blanket box in the main bedroom, under the bed in the upstairs bedroom or in the bottom half of the cupboard in living-room.
- The main bedroom has a 5' king-size bed.
- There are two 2' 6" beds in the upstairs bedroom. They zip together to make a 5' king-size bed. We only have king-size bedding for this bed.
- Both beds have full-size electric under-blankets (that are normally left on the bed) that can be used all-night and have dual controls. In summer we often use them briefly to air the beds. They are **not** to be used at their highest settings whilst sleeping in bed.
- The two big chairs in the Living Room convert to single beds. There are sleeping bags in the living room cupboard.

Finally, we hope you enjoy your holiday at our cottage




Stable Cottage, 6a High Street, Blakeney, NR25 7AL

Heating & Hot Water

The central heating boiler provides hot water and heating via the radiators in each room. Apart from the bathroom radiator, all other radiators have thermostatic valves. There is a room thermostat in the kitchen that controls the overall heating.

In the cold months we leave the heating on with the room thermostat at a low setting (~12c) and the Boiler Controls set to the 'Heating Timed' setting.

The controls and programmer for the boiler are inside the boiler casing. You need to open the front of the boiler to access the controls

Room Thermostat	Programmer	Boiler Controls
		
At end of wall to right of sink	Inside boiler in upper left corner. If the red light above 'Adv' button is on then the timer is on. To toggle from on to off or off to on then press the 'Adv' button. This only works when the Boiler Controls are in the 'Heating Timed' setting.	Inside boiler in upper right position. The right hand switch turns the boiler on or off. The left hand switch has three positions. <i>All three positions provide hot water.</i> The top position 'Heating Timed' also provides heating which is controlled by the programmer. The bottom position, 'Heating Constant' also provides 24hr heating.

On Arrival

Hot water only: Turn boiler on. Make sure the boiler is set for hot-water only (see above). Middle position for left-side boiler control.

Heating & Hot water required: Turn boiler on. Preferably place left hand switch in 'Heating Timed' position for hot water and heating to be controlled by the Programmer (which should be in the timed position). Set the room thermostat to the desired temperature. You may also need to adjust thermostatic valves on radiators.

The programmer for the central heating is setup to keep the house 'ticking' over whilst empty, and for weekend use. If the house feels cold, check if the red light on the boiler control is on. If not, press the 'Adv' button to advance to the next on period.

On Leaving

If the boiler was on when you arrived then please set boiler controls to 'Heating Timed' and the room thermostat to 12c.

If the boiler was off when you arrived then please turn boiler controls to off.

Multi-Fuel Stove

See separate instructions.

Bathroom Radiator

The bathroom radiator also has a built-in heater. This shouldn't be necessary if the central heating is on. The control for this is at the top of the stairs near the floor. **Important:** Please remember to turn off when not required

Stable Cottage, 6a High Street, Blakeney, NR25 7AL

